



Instructor: Tommaso Gazzarri
Email: gazzarrt@union.edu ✉
Class meets: M. to Fr. 10:30AM - 11:30AM
Location: Populonia (Italy, EU)
Office: Lamont House #305
Office hours: M.W. 02:00PM - 03:00PM; F. 10:30AM - 11:30AM and by appointment
[online registration](#)
Mailbox: Dept. of Classics
Webpage: www.tommasogazzarri.net

*** To book office h time go to the above

WEBPAGE > OFFICE HOURS

and select one or more slot(s) ***

Description of the course: Introduction to Etruscology

Intro to the site

Populonia, or “the city of *Fufluns*”, god of wine and lust, was the only city of the Etruscan “league of the twelve” to have been established directly on the coast. This privileged location fostered, over the centuries and well after the Roman conquest, both the development of a vast net of commercial traffics (especially with the islands of Sardinia and Corsica), and the activities of a number of metallurgic workshops. If the heyday of the settlement occurred during the VI century BCE, it is not until the I century BCE that Populonia’s slow decline began. In the successive centuries what were by then Etrusco/Roman communities moved away from the original settlements, and colonized other areas, equipped with natural defenses, such as “Poggio del Molino”.

The Roman villa at “Poggio del Molino” is currently the center of an international digging campaign. The dwelling was already inhabited during the I century CBE when it served as a center for the production of *garum* (the ill-famed fish-sauce favored by the Romans) and, in the III century CE, was eventually transformed into a high-end residence, equipped with thermal baths and decorated with lush mosaics. By the time of the Longobard invasion, in the VII century CE, the villa, which had been abandoned in the IV century CE, was in full decadence, and mostly utilized as an hospice for the shepherds.

Organization of the Classes

In this course, we trace the history of the ancient city of Populonia in the context of two touchstones: the city itself with its collective areas (acropolis, necropolis, and harbour), and the private residence of “Poggio del Molino”. Each day will be evenly divided into two halves. The mornings will be devoted to theory, with one class of Etruscology imparted at the Etruscan Museum of Populonia, and one lab session taking place directly on the site of excavation. The afternoons will be entirely taken by archaeological practicums consisting in a series of activities ranging from first-hand excavation, to the exploration of four main Etruscan and Roman sites. The early morning segment will cover all fundamental aspects of Etruscan history and civilization, while the late-morning labs will concern five main areas: 1) Excavating techniques, 2) Ancient pottery, 3) Ancient glass, 4) Paleontology (human bones and anatomy), and 5) 3D modeling and graphic documentation. The site of the “Poggio del Molino” will provide the students with the unique opportunity of acquiring real archaeological experience and implement highly specific professional skills such as excavation techniques, cleaning and conservation of ancient artifacts, mapping and stratification, creation of 3D models, positing a scholarly relationship between material artifacts and literary/historical data. During the following months each student will be responsible for both the creation of a 3D model of an item recovered during the campaign and its implementation and presentation on a web platform (a virtual archaeological museum built by the whole group as a joint effort) aimed at presenting to the whole Union community the material result of the previous summer archaeological campaign. Each student will also be responsible for a short paper (also published on the website) and a presentation providing the main coordinates of the object’s material, historical and artistic relevance.

The mini-term will be completed by two weekend-field trips respectively to Rome/Ostia and Florence where the students will have the opportunity of both experiencing the bewildering variety of Italian culture and surveying some fundamental archaeological sites such as the Roman Forum or the pristinely preserved ancient harbor-city of Ostia.

Excavating is a demanding, energy-consuming physical activity. It requires acumen, accuracy, endless patience and physical endurance. Excavating for 4 or 5 hours consecutively may be exhausting. Before applying, please, consider this physical component of the mini-term.

Required texts (available from the bookstore)



- Bonfante L., and Swaddling J. *Etruscan Myths*. Austin, 2003.
- Haynes S. *Etruscan Civilization: A Cultural History*. Oxford, 2014.
- Smith C. *The Etruscans: A Very Short Introduction*. Oxford, 2014.
- Spivel N. J. *Etruscan Art*. London, 1997.
- Additional handouts and reading materials will be provided

Instructors

- Tommaso Gazzarri, Ph.D. - Assistant Professor, Union College
- Carlo Baione - Topographer, the University of Florence
- Ambra Fiorini - Professional Archaeologist - ArcheoDig Project
- Martina Fusi, Ph.D. - Professional Archaeologist - ArcheoDig Project
- Pier Paolo Mariani - Professional Paleontologist- ArcheoDig Project
- Carolina Megale, Ph.D. - Professional Archaeologist, the University of Florence and Director of the Digg

SIGLA

<u>PAA</u>	Poggio all’Agnello (residence/hotel)
<u>PC</u>	Populonia Castle
<u>PEM</u>	Populonia Etruscan Museum (site of morning classes)
<u>PDM</u>	Poggio del Molino (digging site)

COURSE SCHEDULE

Preliminary Classes: (Taking place on campus, during the Spring-term preceding the mini-term)

CLASS 1: Introduction to Italian language and culture

CLASS 2: Introduction to the history of Populonia and of the Excavation site

On site Schedule:

W E E K 1	
Day #1	<ul style="list-style-type: none"> * 19h (7pm) Orientation meeting - PAA * 20:30h (8:30pm) Welcome dinner - PAA

Day #2

- * 🚌 8:30-9:00 PAA > PC
- * 🎓 9:00-10:00 PEM - Visit of Populonia Castle (Gazzarri)
- * 🚌 10:00-10:45 PC > PDM
- * 🎓 10:45-13:00h (1pm) Safety norms for Excavation (Megale)
- * 🍕 13h (1pm)-14h (2pm) Lunch Break
- * 🏛️ 14h (2pm)-17h (5pm) Presentation of the Excavation Site (Gazzarri -Megale)
- * 🏛️ 17h (5pm)-19h (7pm) Excavation begins (Gazzarri-Megale)
- * 🚌 19h (7pm)-19:15h (7:15pm) PDM > PAA

Day #3

- * 🚌 8:30-9:00 PAA > PC
- * 🎓 9:00-10:00 PEM - Origin of the Etruscans (Gazzarri)
- * 🚌 10:00-10:45 PC > PDM
- * 🎓 10:45-13:00h (1pm) Theory and Method of Excavation (Megale)
- * 🍕 13h (1pm)-14h (2pm) Lunch Break
- * 🚌 14h (2pm)-14:15h (2:15pm) PDM > PEM
- * 🏛️ 14:30h (2:30pm)-16:30h (4:30pm) Visit of PEM collection (Gazzarri -Megale)
- * 🚌 16:45h (4:45pm)-17h (5pm) PEM > PDM
- * 🏛️ 17h (5pm)-19h (7pm) Excavation (Gazzarri-Megale)
- * 🚌 19h (7pm)-19:15h (7:15pm) PDM > PAA

UDIG

—

Day #4

- * 🚌 8:30-9:00 PAA > PC
- * 🎓 9:00-10:00 PEM - Ancient Sources and the Etruscans (Gazzarri)
- * 🚌 10:00-10:45 PC > PDM
- * 🎓 10:45-13h (1pm) Introduction to Pottery Lab. (Megale)
- * 🍕 13h (1pm)-14h (2pm) Lunch Break
- * 🏺 14h (2pm)-17h (5pm) Excavation (Gazzarri-Megale)
- * 🚌 17h (5pm)-17:15h (5:15pm) PDM > PAA

Day #5

- * 🚌 8:30-9:00 PAA > PC
- * 🎓 9:00-10:00 PEM - What is Etruscology? (Gazzarri)
- * 🚌 10:00-10:45 PC > PDM
- * 🎓 10:45-13:00h (1pm) Roman Glasses: Technology and History of Art (Fusi)
- * 🍕 13h (1pm)-14h (2pm) Lunch Break
- * 🚌 14h (2pm)-14:30h (2:30pm) PDM > San Cerbone
- * 🏛️ 14:30h (2:30pm)-17h (5pm) Visit of San Cerbone Necropolis (Gazzarri -Megale)
- * 🚌 17h (5pm)-17:15h (5:15pm) San Cerbone > PAA

Day #6

- * 🚌 8:30-9:00 PAA > PC
- * 🎓 9:00-10:00 PEM - Political Organization of the Etruscans (Gazzarri)
- * 🚌 10:00-10:45 PC > PDM
- * 🏺 10:45-13:00h (1pm) Pottery Lab. Practicum (Fusi)
- * 🍕 13h (1pm)-14h (2pm) Lunch Break
- * 🏺 14h (2pm)-17h (5pm) Excavation (Gazzarri-Megale)
- * 🚌 17h (5pm)-17:15h (5:15pm) PDM > PAA

U D I G - M I N I T E R M I T A L Y : P O P U L O N I A	Day #7	<ul style="list-style-type: none"> * 🚌 7:25-7:35 PAA > Campiglia Marittima Train Station * 🚆 7:45-10:00 Campiglia Marittima Train Station > Roma T. * 🚆 10:15-11:15 Roma T. > Ostia Antica (Metro to Ostiense Station, then Light train from Ostiense to Ostia Antica) * 🏛️ 11:30-13:30h (1:30pm) Visit of Ostia Antica (Gazzarri - Megale) * 🍕 13:30h (1:30pm)-14:30h (2:30pm) Lunch Break at the Archaeological Park * 🚆 14:45h (2:30pm)-16h (4:00pm) Ostia Antica > Rome (🏨 hotel) * 🚶, 16h (4:00pm)-20h (8:00pm) Passeggiata Romana #1: Capitol Hill > Vittoriale > Pantheon (🏛️ Visit) > Fontana di Trevi > Piazza Navona * 🍕 20:30h (8:30pm) Pizza dinner * 🏨 22:30h (10:30pm) Hotel
	ROME	
	Day #8	<ul style="list-style-type: none"> * 🚶 8:00- 10:00 Passeggiata Romana #2: Via del Corso > Piazza di Spagna > Ara Pacis (🏛️ Visit) * 🚶 10:00-10:45 Ara Pacis > Villa Giulia * 🏛️ 11:00-13:30h (1:30pm) Visit of Villa Giulia National Etruscan Museum * 🍕 1:30-2:30 lunch break * 🚇 14:30h (2:30pm)-15h (3:00pm) Villa Giulia > Roman Forum (subway) * 🏛️ 15h (3:00pm)-18h (6:00pm) Visit of Colosseum and Roman Forum * 🚶 18h (6:00pm)-18:30h (6:30pm) Forum > Roma T. * 🚆 19h (7:00pm)-21:15h (9:15pm) Roma T. > Campiglia Marittima Train Station (🍕 quick dinner on the train) * 🚌 Campiglia Marittima Train Station >PAA
	ROME	

W E E K 11

Day #9

- * 🚌 8:30-9:00 PAA > PC
- * 🎓 9:00-10:00 PEM - Etruscan Economy and Trade (Gazzarri)
- * 🚌 10:00-10:45 PC > PDM
- * 🎓 10:45-13h (1:00pm) Paleontology Lab. #1 (human bones: recognizing and deciphering) - (Mariani)
- * 🍕 13h (1pm)-14h (2:00pm) Lunch Break
- * 🏰 14h (2pm)-17h (5:00pm) Excavation (Gazzarri -Megale)
- * 🚌 17h (5pm) -17:15h (5:15pm) PDM > PAA

Day #10

- * 🚌 8:30-9:00 PAA > PC
- * 🎓 9:00-10:00 PEM - Etruscan Warfare (Gazzarri)
- * 🚌 10:00-10:45 PC > PDM
- * 🎓 10:45-13h (1pm) Paleontology Lab. #2 (human bones: recognizing and deciphering) - (Mariani)
- * 🍕 13h (1pm)-14h (2:00pm) Lunch Break
- * 🏰 14h (2pm)-17h (5:00pm) Digging (Gazzarri -Megale)
- * 🚌 17h (5pm)-17:15h (5:15pm) PDM > PAA

S Y L L A B U S	<p>Day #13</p>	<ul style="list-style-type: none"> * 🚌 8:30-9:00 PAA > PC * 🎓 9:00-10:00 PEM - Etruscan Social Gatherings: banqueting, food and sports (Gazzarri) * 🚌 10:00-10:45 PC > PDM * 🎓 10:45-13h (1pm) Paleontology Lab. #5 (human bones: recognizing and deciphering) - (Mariani) * 🍕 13h (1:00pm)-14h (2:00pm) Lunch Break * 🚌 + 14h (2:00pm)-14:20h(2:30pm) PDM > Acropolis of Populonia * 🏛️ 14:30h (2:30pm)-16:30h (4:30pm) Visit of the Acropolis of Populonia (Gazzarri -Megale) * 🚌 16:30h (4pm)-16:45h (6:30pm) Acropolis > PDM * 🏗️ 17h (5pm)-19h (7pm) Digging (Gazzarri -Megale) * 🚌 19h (7pm)-19:15h (7:15pm) PDM > PAA
	S Y L L A B U S	<p>Day #14</p> <p style="text-align: center; color: red; font-weight: bold; margin-top: 10px;">FLORENCE AND PISA</p> <ul style="list-style-type: none"> * 🚌 7:35-7:45 PAA > Campiglia Marittima Train Station * 🚆 8:00-10:00 Campiglia Marittima > Firenze SMN * 🚶, 10:00- 13h (1:00pm) Passeggiata Fiorentina #1: Santa Maria Novella > Santa Maria del Fiore (Duomo) > Piazza della Signoria > Palazzo dei Cinquecento > Loggia dei Lanzi * 🍕 13h (1:00pm)-14h (2:00pm) Lunch Break * 🏛️ 14h (2:00pm)-17:30h (5:30pm) Visit of the Uffizzi (Gazzarri -Megale) * 😊😊😊 18h (6:00pm)-20h (8:00pm) Free Time! * 🍕 20h (8:00pm)-21:30h (9:30pm) Dinner * 🏠 22h (10:00pm) Hotel

UDIG

Day #15






















FLORENCE
AND
PISA

- * 🚶 8:00-9:30 Passeggiata Fiorentina #2: Forte belvedere
- * 🚶 9:30-10:15 Forte Belvedere > Museo del Bargello
- * 🏛️ 10:30-13h (1:00pm) Visit of Museo del Bargello (Gazzarri-Megale)
- * 🍕 13h (1:00pm)-14h (2:00pm) Lunch Break
- * 🚶 14h (2:00pm)- 14:20 (2:20pm) Museo del bargello > Firenze SMN
- * 🚆 14:30h (2:30pm)-15:30h (3:30pm) Firenze > SMN - Pisa C.
- * 🚶 15:30h (3:30pm)-16h (4:00pm) Pisa C. > Piazza dei Miracoli
- * 🏛️ 16h (4:00pm)-17:30h (5:30pm) Visit of Leaning Tower, and Piazza dei Cavalieri
- * 🚶 17:30h (5:30pm)-18h (6:00pm) Piazza dei Miracoli > Pisa C.
- * 🚆 18h (6:00pm)-19h (7:00pm) Pisa C. > Campiglia Marittima Train Station
- * 🚶 19h (7:00pm)-19:10h (7:10pm) Campiglia Marittima > PAA

WEEK 111

Day #16

- * 🚌 8:30-9:00 PAA > PC
- * 🎓 9:00-10:00 PEM - Etruscan Religion: Death and Burial (Gazzarri)
- * 🚌 10:00-10:45 PC > PDM
- * 🎓 10:45-13h (1:00pm) 3D Modeling and Graphic Documentation #1 (Baione)
- * 🍕 13h (1:00pm)-14h (2:00pm) Lunch Break
- * 🏛️ 14h (2:00pm)-19h (7:00pm) Digging (Gazzarri -Megale)
- * 🚌 19h (7:00pm)-19:15h (7:15pm) PDM > PAA

3 T M M E	Day #17	<ul style="list-style-type: none"> *  8:30-9:00 PAA > PC *  9:00-10:00 PEM - Etruscan Religion: Haruspicy and Divination (Gazzarri) *  10:00-10:45 PC > PDM *  10:45-13h (1:00pm) 3D Modeling and Graphic Documentation #2 (Baione) *  13h (1:00pm)-14h (2:00pm) Lunch Break *  14h (2:00pm)-19h (7:00pm) Digging (Gazzarri -Megale) *  19h (7:00pm)-19:15h(7:15pm) PDM > PAA
	Day #18	<ul style="list-style-type: none"> *  8:30-9:00 PAA > PC *  9:00-10:00 PEM - Etruscan Mines and Metal Working (Gazzarri) *  10:00-10:45 PC > PDM *  10:45-13h (1:00pm) Digging (Gazzarri -Megale) *  13h (1:00pm)-14h (2:00pm) Lunch Break *  14h (2:00pm)-14:30h (2:30pm) PDM > Piombino *  14:30h (2:30pm)-17:30h (5:30pm) Visit of Piombino Archeological Museum (Gazzarri -Megale) *  17:30h (5:30pm)-18:00h (6:00pm) Piombino > PAA
	Day #19	<ul style="list-style-type: none"> *  8:30-9:00 PAA > PC *  9:00-10:00 PEM - Etruscan Harbors: (Gazzarri) *  10:00-10:45 PC > PDM *  10:45-13h (1:00pm) Digging (Gazzarri -Megale) *  13h (1:00pm)-14h (2:00pm) Lunch Break *  14h (2:00pm)-19h (7:00pm) Digging (Gazzarri -Megale) *  19h (7:00pm)-19:15h(7:15pm) PDM > PAA

Day #20

- * 🚌 8:30-9:00 PAA > PC
- * 🎓 9:00-10:00 PEM - Etruscan Legacy: (Gazzarri)
- * 🚌 10:00-10:45 PC > PDM
- * 🏺 10:45-13h (1:00pm) Digging (Gazzarri -Megale)
- * 🍕 13h (1:00pm)-14h (2:00pm) Lunch Break
- * 🏺 14h (2:00pm)-19h (7:00pm) Digging (Gazzarri -Megale)
- * 🚌 19h (7:00pm)-19:15h(7:15pm) PDM > PAA

Day #21

- * End of Program - leave digging sites and dormitories

Beginning of Fall Term, * Final project due.



Course requirements

Power Point/Prezi Presentation Guidelines

Creating an effective PP presentation requires that students be highly aware of what the message(s) is/are and that they use PP as a sensible and unaffected medium. Flashy slides and numerous colors and effects obscure the idea while highlighting the medium. Do not lose sight of this distinction. In addition, keep in mind the following caveats:

- Simplify each slide by using one coherent message and/or image in each one.
- Limit the amount of text in the slide and instead explain or extrapolate to guide your audience. PP presentations in which students read primarily text written in their slides and in their notes impact adversely the exhibition of ideas and has, over all, lesser value.
- Maintain a consistent design throughout the presentation and use clear font choices.
- Structure the presentation in terms of a beginning, a middle, and an end.
- Create a coherent sequence among presenters in the group and practice before presenting; make sure the order of your presentation offers a logical, persuasive, and rich continuum.

Presentation date:

Date and Place TBD

Oral presentations should last between 15-20 minutes per group

FINAL PAPER GUIDELINES

The final paper should be a balanced combination of *analysis* (*how you view things and your own critical perspectives*) and *description* (*your summaries of what other authors have identified or said that is relevant to developing your own ideas*). The paper should include a clearly defined argument (cf. thesis) that is not an iteration of what is self-evident or one-dimensional. Analytical and critical essays ask and seek to answer questions, explore comparisons, interpret according to specific evidence, and support and sustain a given argument. If you find or use ideas that do not coincide with your interpretation(s), you need to explain why you believe they are not or are less important or persuasive. Engage them critically. If there are doubts about what all of this means, please let us know.

Title

Include an evocative and suitable title.

Format and length

The paper should have 1 inch margins, have a 12 font, and an approximate length of 2000 words (7-8 pages), excluding title and bibliography pages.

Citation Styles

Make sure to cite methodically and to use the **MLA Citation Style** (for information about how to cite different sources go here: http://sites.umuc.edu/library/libhow/mla_examples.cfm. Ask us if there are questions). Also, pay attention to writing style. Try to diversify sentence structure, to use adequate and logical transitions, and to complete your ideas.

Timetable

We highly encourage students to start writing sooner rather than later and to run ideas by us; and share initial drafts of the papers with us before the end of the term. Feedback can be useful in trying to clarify and improve the quality of your own analyses and positions.

Final due date: September 10th

Attendance and Conduct

Attendance is crucial in an intensive mini term. Can absences be excused or forgiven? **NO**. It is possible to make up missed work, but not a missed class or event. The only exceptions to this rule: **documented** medical and family emergencies.

Culturally appropriate conduct is essential in a foreign country. When one travels to a foreign country, one should be open to new experiences and the opportunities to learn that they provide, but one must also never forget that one travels as a guest in a place where the social rules may be different. Students represent not only themselves, but also Union College. Perceptions of our collective character get their cues from the behavior of the individual members of our group. Strive to represent us well. **Under no circumstances will excessive drinking or any associated disruptive behavior be tolerated.**

Active participation is necessary for engaged learning. In addition to appearing for all events, you will be evaluated on the basis of how well informed and actively you participate.

No late arrival to Populonia or early departure back to the US will be permitted beyond the dates stipulated in the program, unless there is a medical emergency.

Late Work

Sick? Run out of time? These things happen, but, if you wish to have the opportunity to make up work without penalty, you must contact your instructors ahead of time, and make arrangements. Unexcused late work will be handled on a case-by-case basis. Just remember that these things will be much easier to determine if discussed in advance.

General Education Requirements

This course satisfies LCC & HUM Requirements.

Honor Code

Union College aims to establish an environment of mutual trust as part of its educational mission. Membership in an academic community requires respect for, and proper acknowledgement of, the thoughts and work of others. Enrollment in this course signifies implicit agreement with the Academic Honor Code of Union College. The full text of Union's Honor Code may be found on line at <<http://honorcode.union.edu>>. In short, it is the responsibility of all students to

ensure that the work they submit is their own, and that their work does not engage in any form of academic misconduct. Students should ask the instructor of the course to clarify any questions that they might have regarding collaboration, citation, plagiarism or related matters. *Ignorance is no excuse for violating accepted standards of academic integrity.*

Students must also affix the full Honor Code Affirmation or an appropriately abbreviated version to any assignment submitted for a grade or in-class exam:

I affirm that I have done my academic work honestly.
Signed: _____

Grading (Assessment)

- Attendance, culturally appropriate conduct, and active participation are mandatory.
 - 20% attendance (including pre-term meetings).
 - 20% active participation (see participation criteria)
 - 20% pre-term related readings and examination (pre-departure and mini term quizzes).
 - 10 % Final Power Point presentation.
 - 30% Final paper project

Please note: all work must be completed in order to pass the course/mini-term.

- Do you want to **calculate your grade**? Go to: <http://apps.mercer.edu/registrarcalc/weightedaverage.html>

Grading Scale



A 100
(commendation letter)

A 95-99

A- 90-94



B+ 87-89

B 84-86

B- 80-83



C+ 77-79

C 74-76

C- 70-73



D+ 67-69

D 63-66

D- 60-63

ADA Requirements

It is Union College policy to make accommodations for individuals with disabilities. If you have any disability or special concern, please let me know what your needs are in order that they may be accommodated. All discussions will remain confidential to the extent permissible by law.

Students with disabilities needing academic accommodations must also:

- 1." Register with and provide documentation to the Dean of Students Office.
- 2." Present documentation from the Dean of Students Office indicating what academic accommodations you require. This should be done within the first two weeks of the term.

For more information about services available to Union College students with disabilities, please contact the Dean of Students Office:

Shelly Shinebarger, Director of Student Support Services
Dean of Students Office
shinebas@union.edu
(518) 388-6116

Cell Phones and Computer Policies

- The use of cell phones, smart phones, or other mobile communication devices is disruptive, and is therefore prohibited during class. All the mobile devices, including laptops, are expected to be **TURNED OFF and placed on a common table in the classroom**. If you are expecting an emergency call please inform the instructor in advance and keep the phone in “silent mode”. You should leave the classroom before you answer the call.
- The use of all electronic devices, including computers, is prohibited during tests and exams.